



-
- Team Managers & Coaches Pre-Season Meeting
 - May 6, 2026



•Introductions



Dawn Dinsdale
EOSL
League Administrator



Vicki Lowe
EODSA
Executive Director



David Smith
EODSA
Referee Co-Ordinator



Acronyms and Descriptions

TRR - Team Roster Report. This report comes from your Club and must go to all games It is an approved list of players and Team Officials

EOSL - East Ontario Soccer League

PowerUp - Ontario Soccer's registration system

Grassroots – teams in Under 9 to Under 13

The 2026 EOSL season



- Week of May 18th Season starts - Games Victoria Day
- Week of July 20th Start of two-week mid season break
- Week of August 3rd Season resumes
- Week of August 17th Under 18 season concludes
- Week of August 31st Last week of Summer Season
- September 6th All games to be played



•League Website Information www.eosl.ca

•Discipline - <https://eosl.ca/discipline/>

•Rules - <https://eosl.ca/league-rules-2/>

•Policies - <https://eosl.ca/policies/>

•FAQ - <https://eosl.ca/coach-manager-faq/>



2025 U8 FESTIVALS



2025 Regional Teams



Game sheet management



Maximum Number of Players on a Game Sheet:

U9	Ideal 8 to 10, Maximum 12
U10 and U11	Ideal 10 to 12, Maximum 14
U12 and U13	Ideal 14, Maximum 18
U14 to U18	Maximum 20

The deadline for placing a player on a team roster is July 31st of each year

All players and team officials whose names appear on the game sheet and are **not** crossed out will be deemed to have participated in the game. They could be subject to disciplinary action for being considered to have participated in the game.

When a game sheet cannot be printed from the LMS due to technical difficulties, the team will email the league to inform them. The league must receive notice of the difficulty before the game starts. The affected team will create a handwritten game sheet, modify a copy of an old game sheet or use the TRR, adding the additional game information.

Protests regarding a player's eligibility will be entertained only if the ID is checked before the game. Further, a notation must be made on the game sheet if a game is being played under protest.

The designated technical area is open only to the players listed on the game sheet and a maximum of five team officials. Substitute players and team officials must remain in their designated technical areas.

Team officials, parents, and spectators may **only** enter the playing field with the referee's approval. Team officials, parents, and spectators may only enter the playing field with the referee's prior approval.

Clubs and team officials are always fully responsible for the conduct of their players, other team officials, and spectators at and in the vicinity of any game their team participates in, including the parking lot.

If both teams jointly agree not to play a scheduled game, no points will be awarded to either team, and the teams will be subject to disciplinary action. For U14 to U18 teams, the game will be scored at 0-0,



Website – Mobile Friendly

Your 2026 website is mobile friendly

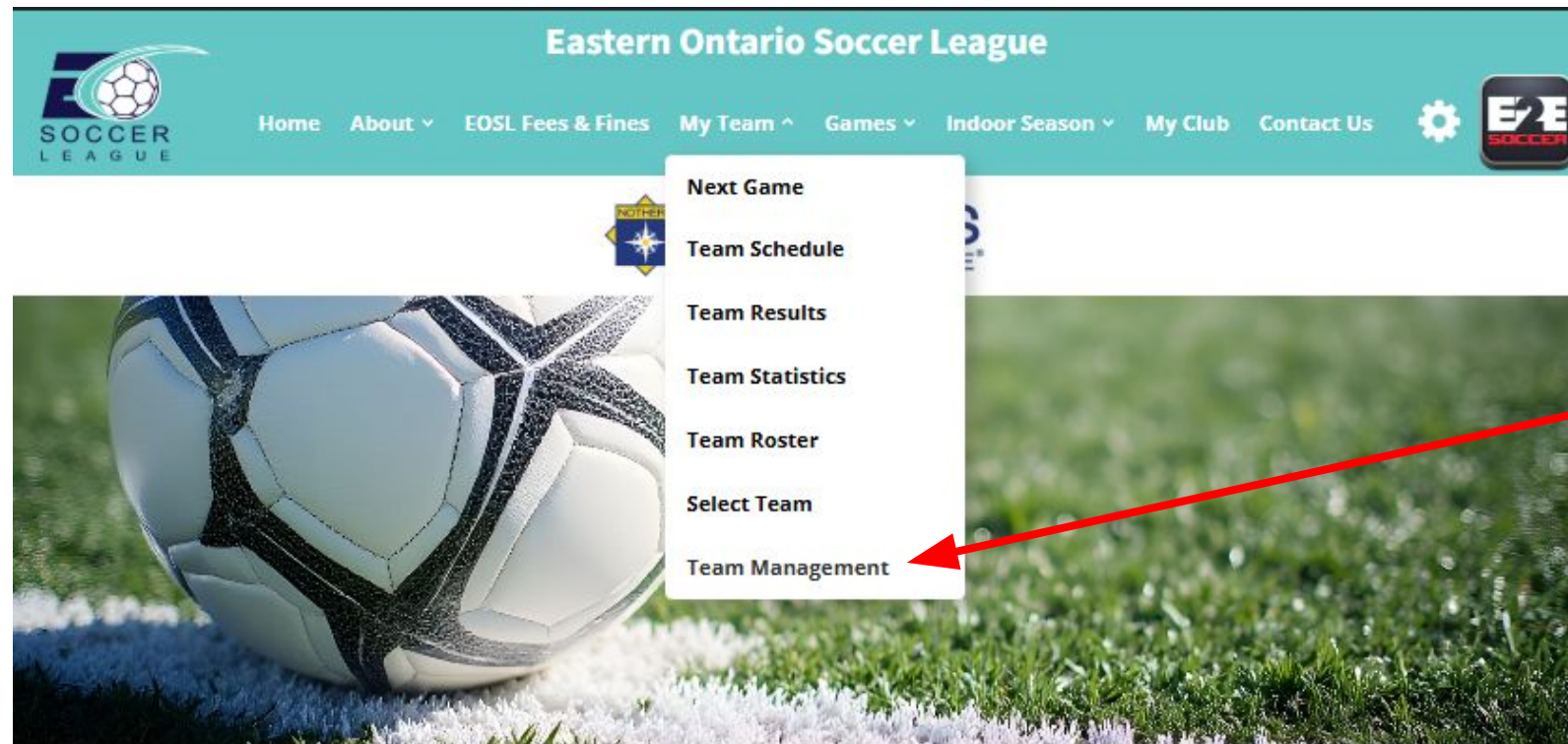
The site will allow us to keep you posted of league and other soccer news

There is an app is called E2E Soccer League Centre

Setting up your team management account



- **These tasks need to be done before the start of the season**
- Every coach and team manager needs to perform an activation process
- Your name won't appear on game sheets until you have done this



Each team manager and coach is required to set up an account with the site.

To do this go to the My Team and select Team Management

2025 U8 FESTIVALS

MARCH 24, 2025

2025 U8 FESTIVALS





Team Management

If you have a team management account please log in below

Email address

Enter email

Password

Password

Login

Remember me

[Forgot your password?](#)

If you don't have a team management account you can create one below with the activation code provided to you.

Activation code

Enter activation code

Select your club

Test Club

Activate

To activate your account, go here and enter this activation code.

Contact your club for the code.

Choose your club's name from the drop-down menu

Then click the Activate button

Team Management

Team

Test Red - B17T1

Position

Team Head Coach

First Name

John

Last Name

Wayne

Email address

jwayne@noemail.com

Phone Number

222-222-2222

Registration # *(Leave blank if unknown)*

SEOS4456826

NCCP # *(Leave blank if unknown or not applicable)*

Password

.....

Retype password

.....

Activate Account

Make sure that you select the correct team here

Fill in the rest of the page and click the Activate Account button



Team Management

Test Red

☰ GAMES ⚙️ SET UP 👤 CONTACT ? HELP

Primary shirt color:

Primary shorts color:

Alternate shirt color:

Alternate shorts color:



Update Uniform

You will now be taken to the Team Management module

There are 4 tabs in this module

- Games
- Set Up
- Contact
- Help

Click on the 3 lines to open the submenus for each tab.



Team Management

Test Red

☰ GAMES ⚙️ SET UP 👤 CONTACT ? HELP

Primary shirt color:


Primary shorts color:

Alternate shirt color:

Alternate shorts color:



Update Uniform




Start in the Set Up menu

First enter your uniform by selecting your shirt and shorts in the drop downs

Click the Update Uniform button to save

Test Team



Add Single Player

Import from CSV

First Name <input type="text" value="Joe"/>	Last Name <input type="text" value="Smith"/>
Jersey # (optional) <input type="text"/>	Registration # <input type="text" value="SEOS12345678"/>
Date of birth <input type="text" value="yyyy-mm-dd"/>	<input type="button" value="📅"/>
Email address (optional) <input type="text" value="joe@e2esoccer.com"/>	
Phone Number (optional) <input type="text" value="Format: 212-555-1212"/>	

Save Player

Cancel

The following players are currently registered to your team.

Show entries

Search:

#	First Name	Last Name	Email	Reg #		
10	Steve	FORREST		SEOS5587416	edit	delete

Showing 1 to 1 of 1 entries

Previous Next

- All rosters are being entered by the club – this would be U9 to U17.

- If you need to add players, you can do so in this screen to add them individually

- If you need to edit or delete the player use these links

- Note – if deleting a player, they are not removed from the league database. Their status will have changed to be inactive.

Team Management

Ottawa Gloucester BU15R

	 GAMES	 SET UP	 CONTACT
---	---	--	---

First Name

Last Name

Email address

Phone Number

Registration #

NCCP #

Position

Password *(Leave empty to keep your current password)*


Retype password

Update Account

- If you failed to enter your SEOS number during the activation process, you must update it later under Set Up/My Account.
- SEOS numbers MUST be entered and appear on the game sheets.
- Your SEOS number is on the TRR, on your Sports Engine account, and your Club will know it
- Any other information needing to be updated can be done here as well.

Team Management

Test Red



To obtain a blank game sheet scroll to the bottom of the drop down list

Show all club rosters

Select game

Players

- 22 - Jim BOB
- 10 - Steve WAYNE

Team Officials

- John Wayne

Suspended

None

Generate Gamesheet

Game Sheet Process:

Click on Generate Gamesheet to open up your game sheet in a new window.

Errors on your game sheet please inform the referee so that the errors can be corrected.

Print out 3 copies of the game sheet. Sign each game sheet and provide them to the referee.

Grassroots Teams: Please print out 1 game sheet

After you have entered your roster, you can create a gamesheet

To do this go to the Games tab.

Click the 3 lines icon to see the options under Games, click gamesheets.

Choose your players who will be attending the game and click Generate Gamesheet

A gamesheet will appear in a new window.

Print it out and bring it to the game

Team Management

Test GU16C1

☰ GAMES ⚙️ SET UP 👤 CONTACT ? HELP

📄 Existing Call Up Permits + Add Call Up Permit

The following are your team's call up permit requests:

Show entries Search:

Name	Game #	Game Date	Status
No data available in table			

Showing 0 to 0 of 0 entries Previous Next

Status Legend

Requested: Waiting for your club's approval
Approved: Your club has approved this request
Not Approved: Your club did not approve this request

Call Ups

- Use the link Call Ups (under Games tab) to Call up players within your club.
- To add a new permit, Click Add Call Up Permit

NOTE – your club will enter the players available for call up outside of the EOSL (i.e. house league players)

Team Management

Test GU16C1

☰ GAMES ⚙️ SET UP 👤 CONTACT ? HELP

📄 Existing Call Up Permits + Add Call Up Permit



Step 1 - Select game

#2 - May 4 (Test vs Test2)

Step 2 - Select player(s)

Show entries Search:

<input type="checkbox"/>	First Name	Last Name	Team	Reg #
<input checked="" type="checkbox"/>				
<input checked="" type="checkbox"/>				
<input checked="" type="checkbox"/>				
<input type="checkbox"/>				

- Select the game you wish to call up players too
- Check off the players you wish to have play.
- Click Submit Call Up Request
- The green box will indicate that your request has been submitted
- Your club reps will have to approve the permit.
- Once approved, they will appear on the game sheet.
- You can filter the list of players by using the search tool.

NOTE: The league will in no way approve a call up for any reason. Please plan accordingly.

Team Management

Test Red

The following are your team's call up permits. You may cancel a permit only before you have submitted a game report. Please contact the league office if you need to cancel a permit after you have submitted a game report.

Show entries

Search:

Name	Game #	Game Date	Status		
Jackie ROBINSON	1	2025-05-10	Requested		

Showing 1 to 1 of 1 entries

Previous Next

Status Legend

- Requested: Waiting for your club's approval
- Approved: Your club has approved this request
- Not Approved: Your club did not approve this request

A green message in the upper right corner will confirm your request has been submitted to your club.

Once your club has approved the call-up, the player will be added to the roster for the game.



Team Management

Test Red

☰ GAMES ⚙️ SET UP 👤 CONTACT ? HELP

To obtain a blank game sheet scroll to the bottom of the drop down list

Show all club rosters

Select game

#1 - May 10 (Blue vs Red)

Players

- 22 - Jim BOB
- 10 - Steve WAYNE

Team Officials

- John Wayne

Suspended

None

Call Ups

Jackie ROBINSON

Generate Gamesheet

Once the call up has been approved they will be listed below

When preparing for your game, click on Generate Gamesheet.

Team Management

Test GU16C1

☰ GAMES ⚙️ SET UP 👤 CONTACT ? HELP

📄 Existing Call Up Permits + Add Call Up Permit



Step 1 - Select game

#2 - May 4 (Test vs Test2)

Step 2 - Select player(s)

Show entries Search:

	First Name	Last Name	Team	Reg #
<input checked="" type="checkbox"/>				
<input checked="" type="checkbox"/>				
<input checked="" type="checkbox"/>				
<input type="checkbox"/>				

Select the game you wish to call up players too

Check off the players you wish to have play.

Click Submit Call Up Request

The green box will indicate that your request has been submitted

Your club reps will have to approve the permit.

Once approved, they will appear on the game sheet.

You can filter the list of players by using the search tool.

NOTE: The league will in no way approve a call up for any reason. Please plan accordingly.



Team Management

Test Red

Game Sheets

Game Report

Modify Reports

Schedule

Call Ups

Discipline

Team Fines

Logout

Team Officials

- John Wayne

Suspended

None

Call Ups

Jackie ROBINSON

Generate Gamesheet

After the game go to the Game Report tool to submit a report

Follow the instructions to completion

When both teams have entered a game report the standings will be updated



Team Management

Test Red

☰ GAMES ⚙️ SET UP 👤 CONTACT ? HELP

👤 My Team 👤 Other Team Contacts 🛡️ My Club Contacts

Team Officials

Name	Email	Phone	Position
John Wayne	jwayne@noemail.com	222-222-2222	Team Head Coach

Players

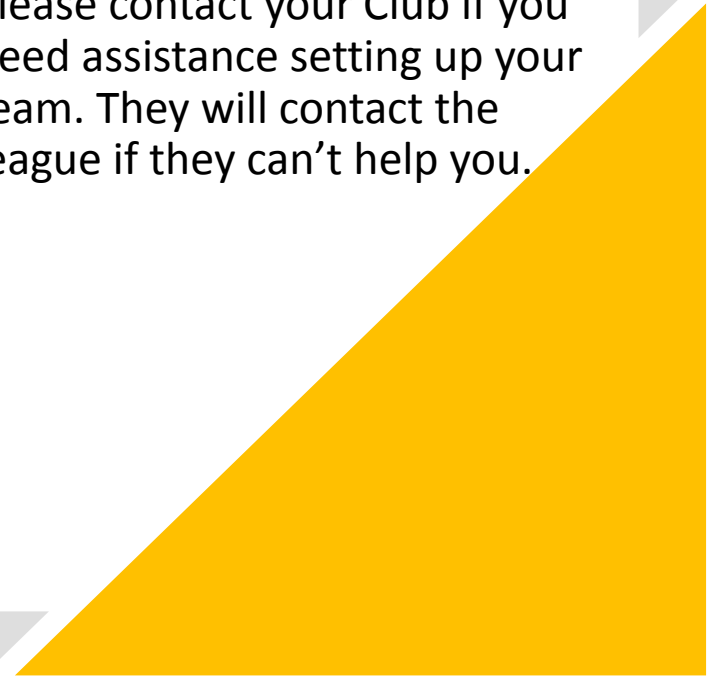
Name	Email	Phone	Position
Jim BOB			Player
Steve WAYNE			Player

When you click on Contact, there are 3 tabs:

- My Team
- Other Team Contacts
- My Club Contact

Please use this when contacting your team or opponents.

Please contact your Club if you need assistance setting up your team. They will contact the league if they can't help you.



ID Check Process

- Compare player and team official information on the game sheet to information on the TRR, including the player and team official photos that are on the TRR
- If you notice a discrepancy, you must note it on the bottom of the game sheet
- If you believe the player to be ineligible, notify your opponents team officials.
- A Team Official must initial the game sheets in the appropriate box to certify that the card checking procedures were followed
- The Referee will note all questions or protests regarding a player's eligibility or the validity of a player's ID or TRR on the game sheet

Call Up Rules - U14 to U18, Teams may call up players as follows:

- a. OPDL players are subject to the restrictions of OPDL Play-up rules.
- b. Regional teams may call up players from any younger-aged Regional team. Regional teams may also call up players from any district division or the club's house league. In both cases, the player must be registered with a team in the same age group or a younger one.
- c. District teams may not call up players from Regional teams.
- d. District teams may call up players from any lower-tier district division or the club's house league. U13 players may not be called up to U14. In both cases, the player must be registered with a team in the same age group or a younger one.
- e. If a player is registered in both competitive and recreational leagues, they may only be called up from the competitive team.
- f. Subject to all other conditions in this section, players may be called up a maximum of six times per season.

Registered age is the age the player is registered to in the OS registration database.

Call-ups are administered through the LMS. When a team requests a call-up through the LMS, their club must approve the call-up in the LMS. If the call-up is club-approved, the player's name will appear on the game sheet, indicating that they are a call-up.

Players playing as call-ups must bring the TRR from their registered team and a valid ID to the game.

Reschedules

Teams had a deadline of April 28th to submit two blackout times where the league will not schedule games

During the two-week summer break, if two teams agree, they may schedule a game. To inform the league, copy the opponent's coach on an email to league@eosoccer.ca to add the game.

No other games will be rescheduled except:

- At the discretion of the referee, at the field.
- A weather warning has been issued for the area of the field and the travel time is more than 1 hour to the field. The visiting team must notify the league by 2pm on the day of the game
- The League reschedules the game
- The referee does not show up and no replacement can be found
- The Municipality or venue closes the field, Not Clubs, but towns, cities or facility owners.

See the reschedule process on [our website](#).

2026 Kick Off Times

Policy For all weeknight U9-U13 games the standard kick-off times will be as follows:

- 19:00 until August 14th
- 18:45 beginning August 15th
- 18:30 beginning September 1st
- 18:15 beginning September 15th

For all U14-U18 games the standard kick-off times will be as follows:

- 18:30 until August 14th
- 18:15 beginning August 15th
- 18:00 beginning September 1st
- 17:45 beginning September 15 (we expect most of these games will be played on weekends)

Other League Policies

Extreme Temperature
Guidelines

Severe Weather and
Lightning Policy

Air Quality Policy

Question Time

We will now take some questions on the new season.